



265

SmartHeight™



SmartHeight™, Vitreous China  
Pedestal Lavatory



## Features

- Elevated, SmartHeight™ 37" High Pedestal Lavatory - 3" Taller than Comfort Height Pedestal Lavatories
- 21" x 18 1/4" Pedestal Lavatory
- Available with Single Hole, 4" or 8" Faucet Centers
- Concealed Front Overflow
- Full 37" Luxury SmartHeight™
- Available in White and Standard Colors (Consult Price Book for Specific Colors)
- Outstanding Protection - Mansfield® Limited Lifetime Warranty

Model 265-8  
Shown in White  
(Faucet not included)

## Model Numbers

Order No.	Description	Approx. Wt.
265	21" x 18 1/4" Ledge back lavatory with pedestal. Available with single hole, 4" and 8" faucet centers. Hanger included. Faucet not included. Specify color.	53 lbs. (24 kg)
2018C-1	21" x 18 1/4" Ledge back lavatory with single hole. Specify color.	35 lbs. (16 kg)
2018C-4	Same as above with 4" faucet centers. Specify color.	35 lbs. (16 kg)
2018C-8	Same as above with 8" faucet centers. Specify color.	38 lbs. (16 kg)
294	Pedestal only. Specify color.	18 lbs. (8 kg)



SmartHeight™

## SmartHeight™

SmartHeight™, Vitreous China  
Pedestal Lavatory

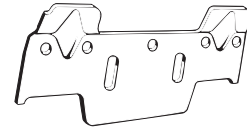
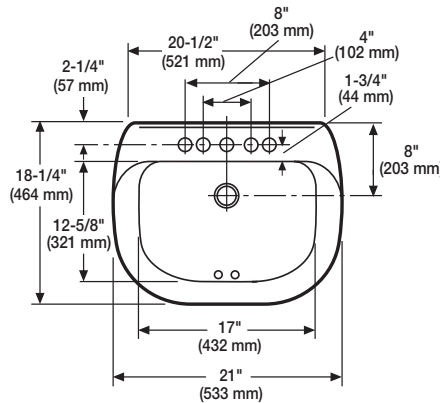
### Rough-in Dimensions

#### Specifications

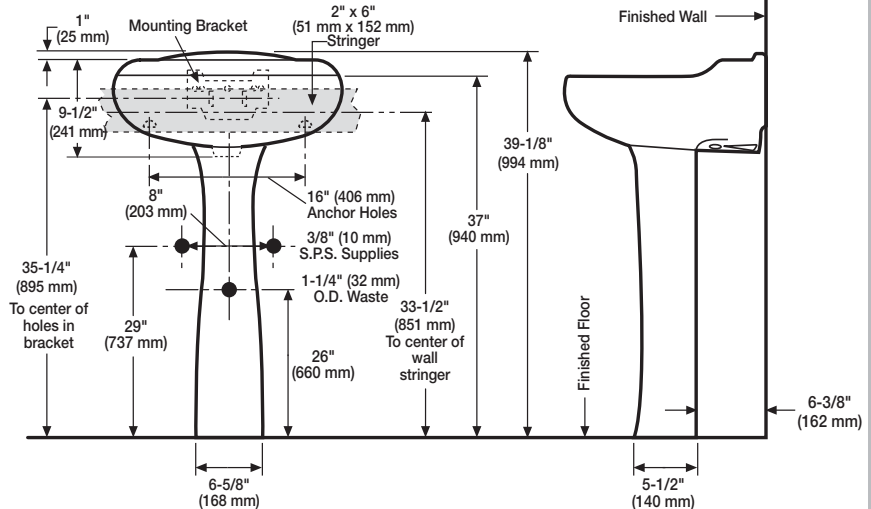
Material	Vitreous China
Size	21" x 18-1/4"
Basin	17" x 12-5/8"
Faucet Holes	4" Faucet Centers 1-3/16" all holes  8" Faucet Centers 1-7/16" all holes
Warranty	Limited Lifetime
Shipping Weight	Model 2018C - 37.8 lbs. (17 kg) Model 294 - 19.6 lbs. (9 kg)
Shipping Dimensions	Model 2018C - 22-1/4" x 19-1/4" x 9-1/2" (565 mm x 489 mm x 241 mm) Model 294 - 32" x 7-3/8" x 7-3/8" (813 mm x 187 mm x 187 mm)

These dimensions are nominal and are subject to change without prior notice.

Fixture performance and specifications meet or exceed, ANSI/ASME A112.19.4M standards and CSA B45.3 standard, and other state and local codes.



All Mansfield wall mounted lavatories are supplied with this exclusive one-piece steel hanger. Easily installed and adjusted, it contains 7 holes for solid mounting against wall. Anchoring screws must be used for correct installation. Standard plumbing practice recommends use of both mounting bracket and anchoring screws. NOTE: For secure installation, wall mounting hanger should be fastened to solid, support wall stud.



NOTE: Rough-in measurements may vary 1/4" (7.1 mm ±).

NOTE: For installation of waste outlet through-the-floor, a S-trap installed above-the-floor is required.

See our complete line of acrylic, vitreous china, cast iron and enameled steel bathroom and kitchen fixtures, plastic tank trim and plumbing products.



Mansfield Plumbing Products LLC • Sales Services Toll Free 877-850-3060 • Fax 419-938-6234  
Website: [www.mansfieldplumbing.com](http://www.mansfieldplumbing.com) • Email: [custserv@mansfieldplumbing.com](mailto:custserv@mansfieldplumbing.com)