


































































D1 NEMA CONFIGURATIONS FOR GENERAL-PURPOSE NONLOCKING PLUGS, CONNECTORS AND RECEPTACLES

		15 AMPERE		20 AMPERE		30 AMPERE*		50 AMPERE		60 AMPERE	
		RECEP'CLE	PLUG	RECEP'CLE	PLUG	RECEP'CLE	PLUG	RECEP'CLE	PLUG	RECEP'CLE	PLUG
2-POLE, 2-WIRE	125V										
	250V										
2-POLE, 3-WIRE GROUNDING	125V										
	250V										
	277V										
3-POLE, 3-WIRE	125/250V										
	3ØΔ250V										
3-POLE, 4-WIRE GRDNG	125/250V										
	3ØΔ250V										
4-POLE, 4-WIRE	3ØY 120/208V	